




Cooling	
Tolerance	f8
Coating	AlphaFerro Platin X

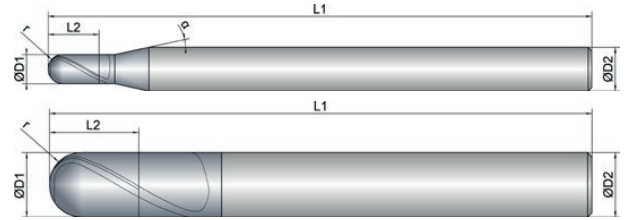
Strategy	HSC
Application	
Features	HA 



- Optimized cross cutting edge for minimal face wear
- Innovative shape of the chip chamber for effective chip evacuation
- Defined microbevel for support and stabilization

- For use in HSC milling
- For roughing and finishing
- Long version for deeper cavities

- Designed for use with cooling lubricant
- Radius tolerance $r \leq 2 \text{ mm}$: $\pm 0.003 \text{ mm}$
- Radius tolerance $r > 2 \text{ mm}$: $\pm 0.005 \text{ mm}$




Roughing



Finishing



EXPK1-M08-0013	D1 mm ø	L2 mm	L1 mm	D2 mm ø	z #	r mm		α °
0,5	0.5	1.5	75.0	6.0	2	0.25	30	12
1	1.0	2.0	75.0	6.0	2	0.50	30	12
1,5	1.5	3.0	75.0	6.0	2	0.75	30	12
2	2.0	4.0	75.0	6.0	2	1.00	30	12
2,5	2.5	5.0	75.0	6.0	2	1.25	30	12
3	3.0	6.0	75.0	6.0	2	1.50	30	12
4	4.0	7.0	75.0	6.0	2	2.00	30	12
5	5.0	8.0	75.0	6.0	2	2.50	30	12
6	6.0	10.0	75.0	6.0	2	3.00	30	0
8	8.0	12.0	75.0	8.0	2	4.00	30	0
10	10.0	14.0	85.0	10.0	2	5.00	30	0



Download Catalog Pages (PDF)

		Dimension	Ø0.5	Ø1	Ø1.5	Ø2	Ø2.5	Ø3	Ø4	Ø5	Ø6	Ø8	
		Infeed in mm	ae=0.05xD ap=0.05xD	ae=0.05xD ap=0.05xD	ae=0.05xD ap=0.05xD	ae=0.05xD ap=0.05xD	ae=0.05xD ap=0.05xD	ae=0.05xD ap=0.05xD	ae=0.05xD ap=0.05xD	ae=0.05xD ap=0.05xD	ae=0.05xD ap=0.05xD	ae=0.05xD ap=0.05xD	
		Application											
Material	Strength (N/mm ²)	Feed (mm/Z)	fz	fz	fz	fz	fz	fz	fz	fz	fz	fz	
P		Vc (m/min)											
1.1	Steel, unalloyed	<500	320	0.012	0.025	0.03	0.045	0.05	0.055	0.065	0.075	0.09	0.14
1.2-1.5	Steel, unalloyed	<1100	280	0.01	0.02	0.025	0.04	0.045	0.05	0.06	0.07	0.085	0.12
2.1-2.2	Steel, low-alloyed	<950	260	0.01	0.02	0.025	0.04	0.045	0.05	0.06	0.07	0.085	0.12
2.3-2.4	Steel, low-alloyed	<1300	220	0.008	0.015	0.02	0.035	0.04	0.045	0.055	0.065	0.08	0.11
3.1-3.2	Steel, high-alloyed	<1100	250	0.008	0.015	0.02	0.035	0.04	0.045	0.055	0.065	0.08	0.11
3.3	Steel, high-alloyed	<1400	210	0.006	0.012	0.015	0.03	0.035	0.04	0.05	0.06	0.075	0.09
K		Vc (m/min)											
1.1-1.2	Grey cast iron	<1000	330	0.01	0.02	0.025	0.04	0.045	0.05	0.06	0.07	0.085	0.12
2.1-2.2	Modular cast iron	<850	280	0.008	0.015	0.02	0.035	0.04	0.045	0.055	0.065	0.08	0.11
3.1-3.2	Malleable cast iron	<800	240	0.008	0.015	0.02	0.035	0.04	0.045	0.055	0.065	0.08	0.11
M		Vc (m/min)											
1.1	Inox, ferritic/martensitic	<850	100	0.01	0.015	0.02	0.025	0.03	0.035	0.045	0.05	0.06	0.075
2.1	Inox, austenitic	<650	85	0.008	0.012	0.015	0.02	0.025	0.03	0.04	0.045	0.055	0.07
2.2	Inox, austenitic	<750	75	0.008	0.012	0.015	0.02	0.025	0.03	0.04	0.045	0.055	0.07
3.1	Duplex steel	<1100											

		Dimension	Ø10	Ø12								
		Infeed in mm	ae=0.05xD ap=0.05xD	ae=0.05xD ap=0.05xD								
		Application										
Material	Strength (N/mm ²)	Feed (mm/Z)	fz	fz								
P		Vc (m/min)										
1.1	Steel, unalloyed	<500	320	0.15	0.16							
1.2-1.5	Steel, unalloyed	<1100	280	0.13	0.14							
2.1-2.2	Steel, low-alloyed	<950	260	0.13	0.14							
2.3-2.4	Steel, low-alloyed	<1300	220	0.12	0.13							
3.1-3.2	Steel, high-alloyed	<1100	250	0.12	0.13							
3.3	Steel, high-alloyed	<1400	210	0.1	0.12							
K		Vc (m/min)										
1.1-1.2	Grey cast iron	<1000	330	0.13	0.14							
2.1-2.2	Modular cast iron	<850	280	0.12	0.13							
3.1-3.2	Malleable cast iron	<800	240	0.12	0.13							
M		Vc (m/min)										
1.1	Inox, ferritic/martensitic	<850	100	0.09	0.1							
2.1	Inox, austenitic	<650	85	0.08	0.09							
2.2	Inox, austenitic	<750	75	0.08	0.09							
3.1	Duplex steel	<1100										

NOTE | The values marked in turquoise are side applications!