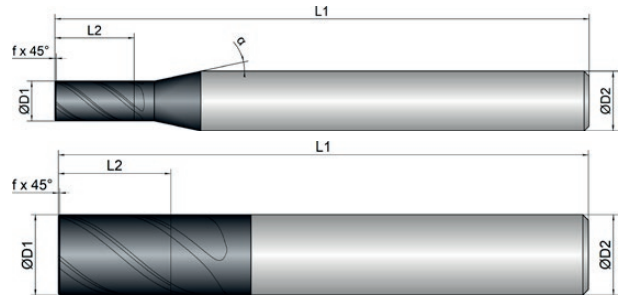




Cooling	
Tolerance	e8
Coating	BetaUni Iron

Strategy	HPC	UNI		
Application				
Features	HA	≠		



- Adapted clearance angle for reliable machining
- Unequal tooth pitch for smooth running
- Large chip chambers for good chip evacuation



Roughing



Finishing



	D1	L2	L1	D2	z	$f \times 45^\circ$	α
BCU1-M01-0203	mm \varnothing	mm	mm	mm \varnothing	#	mm	°
3	3.0	6.0	54.0	6.0	4	0.10	12
4	4.0	8.0	54.0	6.0	4	0.10	12
5	5.0	9.0	54.0	6.0	4	0.20	12
6	6.0	10.0	54.0	6.0	4	0.20	0
8	8.0	12.0	58.0	8.0	4	0.20	0
10	10.0	14.0	66.0	10.0	4	0.20	0
12	12.0	16.0	73.0	12.0	4	0.20	0
16	16.0	22.0	82.0	16.0	4	0.30	0
20	20.0	26.0	92.0	20.0	4	0.30	0



Download Catalog Pages (PDF)

Material	Strength (N/mm ²)	Dimension	Ø3		Ø4		Ø5		Ø6		Ø8		Ø10		
			ae=1xD	ae=0.3xD	ae=1xD	ae=0.3xD	ae=1xD	ae=0.3xD	ae=1xD	ae=0.3xD	ae=1xD	ae=0.3xD	ae=1xD	ae=0.3xD	
Application															
Feed (mm/Z)			fz	fz	fz	fz	fz	fz	fz	fz	fz	fz	fz	fz	
Vc (m/min)															
P															
1.1-1.3	Steel, unalloyed	<850	170	0.015	0.02	0.015	0.02	0.025	0.03	0.035	0.04	0.045	0.055	0.05	0.065
2.1-2.2	Steel, low-alloyed	<950	160	0.012	0.015	0.012	0.015	0.022	0.028	0.03	0.035	0.04	0.05	0.045	0.06
3.1-3.2	Steel, high-alloyed	<1100	150	0.01	0.012	0.01	0.012	0.02	0.025	0.028	0.032	0.038	0.048	0.042	0.055
K															
1.1-1.2	Grey cast iron	<1000	190	0.012	0.015	0.012	0.015	0.022	0.028	0.03	0.035	0.04	0.05	0.045	0.06
M															
1.1	Inox, ferritic/martensitic	<850	75	0.015		0.018		0.025		0.032		0.048		0.055	
2.1	Inox, austenitic	<650	65	0.012		0.015		0.022		0.03		0.045		0.05	
N															
1.1-2.3	Alu, alloyed, casted	<600	360	0.015	0.02	0.02	0.035	0.035	0.04	0.04	0.06	0.06	0.08	0.08	0.1
3.1-3.3	Cooper, alloyed	<600	170	0.012	0.015	0.015	0.025	0.025	0.03	0.03	0.05	0.05	0.07	0.07	0.09
T															
2.1-2.2	Titanium, pure, alloyed	<1000	50	0.012		0.015		0.022		0.028		0.04		0.05	
S															
1.1-1.3	Super alloys	<1450	25	0.01		0.012		0.018		0.022		0.035		0.045	

Material	Strength (N/mm ²)	Dimension	Ø12		Ø16		Ø20							
			ae=1xD	ae=0.3xD	ae=1xD	ae=0.3xD	ae=1xD	ae=0.3xD						
Application														
Feed (mm/Z)			fz	fz	fz	fz	fz	fz						
Vc (m/min)														
P														
1.1-1.3	Steel, unalloyed	<850	170	0.055	0.075	0.065	0.085	0.08	0.1					
2.1-2.2	Steel, low-alloyed	<950	160	0.05	0.07	0.055	0.075	0.07	0.09					
3.1-3.2	Steel, high-alloyed	<1100	150	0.045	0.065	0.05	0.07	0.065	0.08					
K														
1.1-1.2	Grey cast iron	<1000	190	0.05	0.07	0.055	0.075	0.07	0.09					
M														
1.1	Inox, ferritic/martensitic	<850	75	0.06		0.065		0.08						
2.1	Inox, austenitic	<650	65	0.055		0.06		0.07						
N														
1.1-2.3	Alu, alloyed, casted	<600	360	0.1	0.12	0.11	0.13	0.12	0.14					
3.1-3.3	Cooper, alloyed	<600	170	0.09	0.11	0.1	0.12	0.11	0.13					
T														
2.1-2.2	Titanium, pure, alloyed	<1000	50	0.055		0.06		0.07						
S														
1.1-1.3	Super alloys	<1450	25	0.05		0.055		0.065						

NOTE | The values marked in turquoise are side applications!